

Information

Hubs and Axles

Brake Assemblies

Suspensions & Fasteners

Tires & Wheels

Couplers, Jacks & Winches

Hitches & Towing Accessories

Body Components

Boat Trailer Parts

Lights & Electrical

Locks & Cargo Control


Brake Actuating Systems

Switches

Ball Mount/Receiver Hitch Locks - Barbell Style

Secures ball mounts and hitch mounted accessories like bike racks and cargo carriers.

DeadBolt




Part #	Pin Diameter x Usable Length	Description
2568-1	1/2" x 1 5/8"	For Class I and Class II hitches with 1 1/4" square tubes

* Can be ordered keyed alike for an additional charge



Part #	Pin Diameter x Usable Length	Description
LL101	1/2" x 1 5/8"	Stainless Steel; Lifetime Warranty; For Class I and II hitches



Part #	Pin Diameter x Usable Length	Description
2568	1/2" x 2 3/4"	For Class I and Class II hitches with 1 1/4" square tubes

* Can be ordered keyed alike for an additional charge



Part #	Description
1473DAT	Fits both 5/8" (16mm) & 1/2" (13mm) receiver holes 2 1/2" (64mm) long shackle; Keyed different



1480DAT	Stainless steel; Fits both 5/8" (16mm) & 1/2" (13mm) receiver holes; 2 1/2" (64mm) long shackle
1480KA Keyed Alike	Stainless steel; Fits both 5/8" (16mm) & 1/2" (13mm) receiver holes; 2 1/2" (64mm) long shackle



Part #	Pin Diameter x Usable Length	Description
LL100	5/8" x 2 1/2"	Stainless Steel; Lifetime Warranty; For Class III and IV hitches with 2" square tubes



Part #	Pin Diameter x Usable Length	Description
2569	5/8" x 2 11/16"	For Class III and IV hitches with 2" square tubes

* Can be ordered keyed alike for an additional charge

DeadBolt



Part #	Pin Diameter x Usable Length	Description
2569-1	5/8" x 2 11/16"	For Class III and IV hitches with 2" square tubes

* Can be ordered keyed alike for an additional charge



Part #	Pin Diameter x Usable Length	Description
2492	5/8" x 2 3/4"	For Class III and IV hitches with 2" square tubes



3429	5/8" x 3 1/3"	For Class V hitches with 2 1/2" square tube
------	---------------	---

Ball Mount/Receiver Hitch Locks - Barbell Style (Continued)



Secures ball mounts and hitch mounted accessories like bike racks and cargo carriers.

Part #	Pin Diameter x Usable Length	Description
LL102	5/8" x 3 1/2"	Stainless Steel; Lifetime Warranty; For Class V hitches with 2 1/2" square tube



Part #	Pin Diameter x Usable Length	Description
2490	5/8" x 4 3/8"	For Rapid Hitch ball platform

Ball Mount/Receiver Hitch Locks - Bent Pin Style



Part #	Pin Diameter x Usable Length	Description
2570	1/2" x 3"	For Class I and Class II hitches with 1 1/4" square tubes



Part #	Pin Diameter x Usable Length	Description
1377DAT	1/2" & 5/8" x 2 1/2"	Fits Class I, II, III and IV hitches with 1/2" pins and 1 1/4" tubes or 5/8" pins with 2" square tubes



Part #	Pin Diameter x Usable Length	Description
2571	5/8" x 3 5/8"	For Class III, IV and V hitches with 2" and 2 1/2" square tubes. Includes plastic lock cover.




Part #	Pin Diameter x Usable Length	Description
375DAT	5/8" x 3"	Fits Class III and IV hitches with 2" square tubes



Part #	Pin Diameter x Usable Length	Description
MAG200	5/8" x 3 1/4"	Combination lock (no keys required), Fits Class III and IV hitches with 2" square tubes. Resettable combination. Rubber cover protects lock mechanism.



Part #	Pin Diameter x Usable Length	Description
63201	5/8" x 2 3/4"	J-pin lock. Fits Class III and IV with 2" square tubes and additional 1 7/32" hole in receiver tube



Information

Hubs and Axles

Brake Assemblies

Suspensions & Fasteners

Tires & Wheels

Couplers, Jacks & Winches

Hitches & Towing Accessories

Body Components

Boat Trailer Parts

Lights & Electrical

Locks & Cargo Control

Brake Actuating Systems

Switches