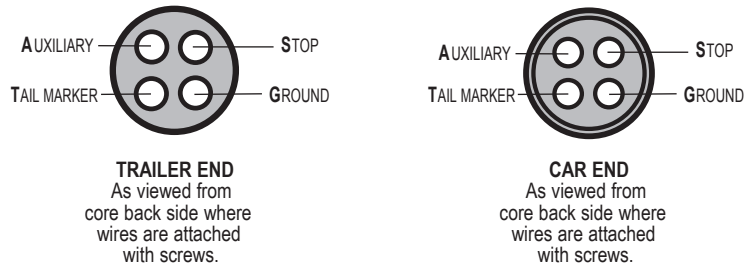
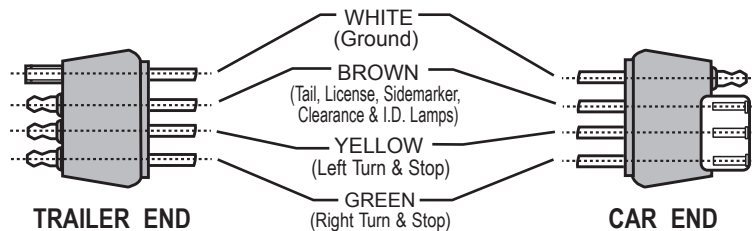


## 4-WAY CONNECTOR WIRING DIAGRAM

### 4-WAY METAL CONNECTOR

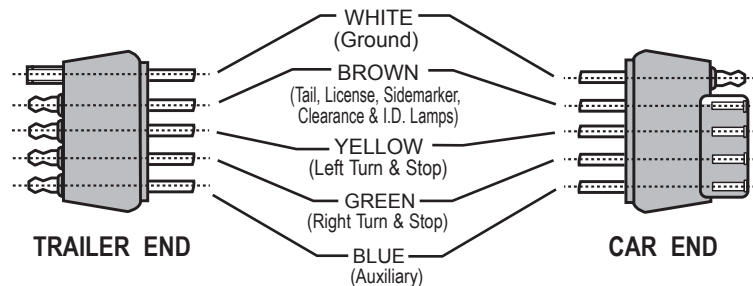


### 4-WAY FLAT CONNECTOR



## 5-WAY CONNECTOR WIRING DIAGRAM

### 5-WAY FLAT CONNECTOR



## TRAILER WIRING DIAGRAM

- |                                         |                                 |
|-----------------------------------------|---------------------------------|
| 1. White wire – ground to trailer frame | 6. Clearance lamps – amber      |
| 2. Side marker lights – amber           | 7. Clearance lamps – red        |
| 3. Brown wire                           | 8. Side marker lights – red     |
| 4. Yellow wire                          | 9. I.D. light bar – red         |
| 5. Green wire                           | 10. Tail, stop, and turn lights |

Color coded for conformity to SAE, NMMA, and TMA standards, Wesbar wire is a snap to install. Color coding is:

- |                      |                                    |
|----------------------|------------------------------------|
| WHITE - ground       | YELLOW - left turn and stop lights |
| BROWN - tail lights  | GREEN - right turn and stop lights |
| - side marker lights | BLUE - auxiliary                   |
| - clearance lights   |                                    |

**TECHNICAL INFORMATION IS CURRENT AS OF THE PRINTING OF THIS CATALOG. CONTACT TECHNICAL SERVICE FOR PERIODIC UPDATES.**

